

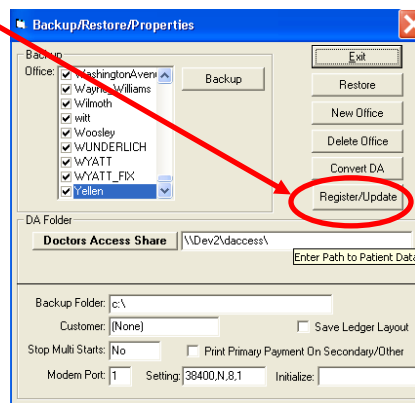
Omit Medicare Legacy/Pin

NOTE: Do Not remove any provider or office numbers from your DA system. The Below steps will provide you the necessary steps in **properly** omitting the Medicare legacy/pin numbers from your claims.

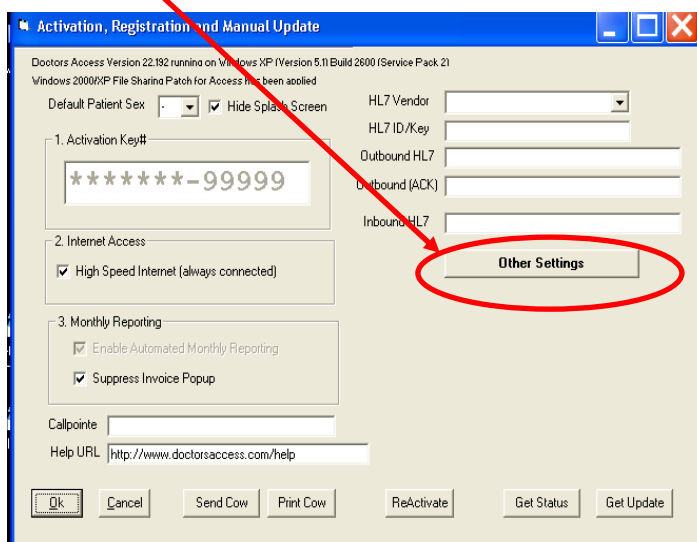
1.) From the DA login screen **Click Utilities**



2.) **Click Register/Update**

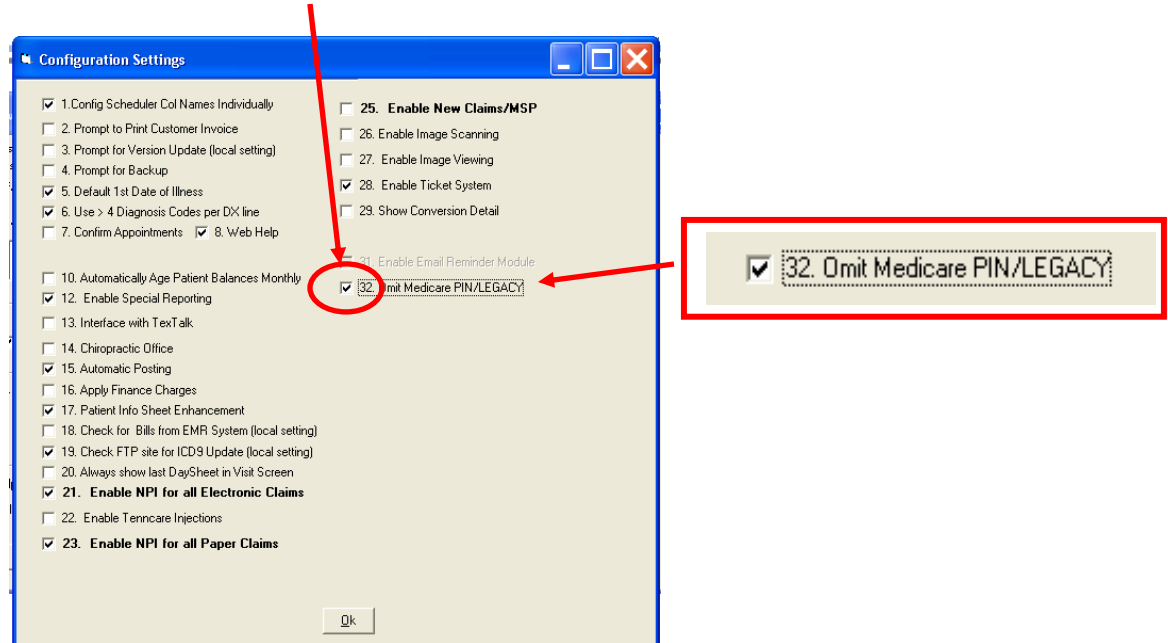


3.) **Click “Other Settings”**



Omit Medicare Legacy/Pin

4.) Put a checkmark in box **32**, by **Single Left-Clicking** in the box to the left of #32



NOTE: DO NOT check any other boxes listed in this screen, unless otherwise instructed by a DA Support Representative!

5.) Click **“OK”** to close the screen and **“EXIT”** to return to the DA login screen

6.) **Login** to Doctors Access